





JOINT SOLAR
PHOTOVOLTAIC MODULE



JOINT SOLAR

 info@easyphotovoltech.com

 www.jointsolar.in






156 half Cut Cell Solar PV Module - Mono PERC 585-600 Wp

ELECTRICAL CHARACTERISTICS (STC)

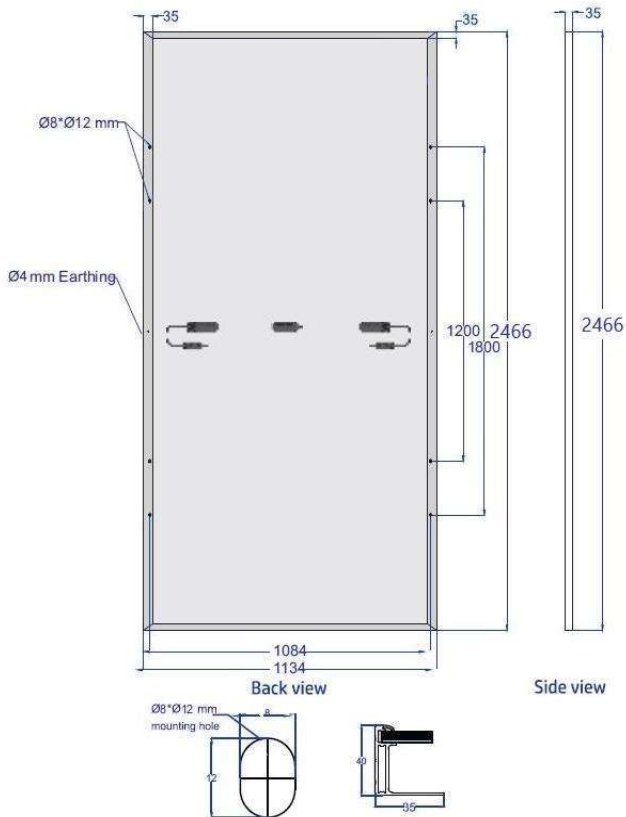
Module Type	JS-585	JS-590	JS-595	JS-600
Maximum Power (Pmp)	585	590	595	600
Open Circuit Voltage (Voc)	53.73	53.87	54.01	54.15
Short Circuit Current (Isc)	13.86	13.93	14.00	14.07
Maximum Power Voltage (Vmp)	45.11	45.25	45.39	45.53
Maximum Power Current (Imp)	12.97	13.04	13.11	13.18
Module Efficiency (ηm)	20.90	21.10	21.30	21.50
Power Tolerance	- 0, +5			
Maximum System Voltage	1500			
Maximum Series Fuse Rating	25A			

Irradiance 1000 W/m² module temperature 25°C AM=1.5



TEMPERATURE CHARACTERISTICS

Pmax Temperature Coefficient	- 0.35% / °C
Voc Temperature Coefficient	- 0.3% / °C
Isc Temperature Coefficient	0.06% / °C
Operating Temperature	- 40°C TO + 85°C
Nominal Operating Cell Temperature	45 ± 2°C



MECHANICAL SPECIFICATIONS

External Dimensions	2466 x 1134 x 35 mm
Weight	31.5 kg
Solar Cells	Mono PERC-crystalline 91mm x 182mm
Front Glass	3.2 mm, High Transmission, Low Iron, Tempered Glass
Frame	Anodized Aluminium Alloy
Junction Box	3 Split, IP68 Rated
Output Cable	4.0 mm ² (-)350 mm and (+) 160 mm in Length
Connector	MC4 Compatible
Mechanical Load	5400 Pa for Snow Load, 2400 Pa Wind Load

PACKING CONFIGURATION

Container	20' GP	40' GP
Pieces per Pallet	31	31
Pallets per Container	8	16
Pieces per Container	248	496