





JOINT SOLAR
PHOTOVOLTAIC MODULE



JOINT SOLAR

 info@easyphotovoltech.com

 www.jointsolar.in




144 half Cut Cell Solar PV Module - Mono PERC 545-560 W

ELECTRICAL CHARACTERISTICS (STC)

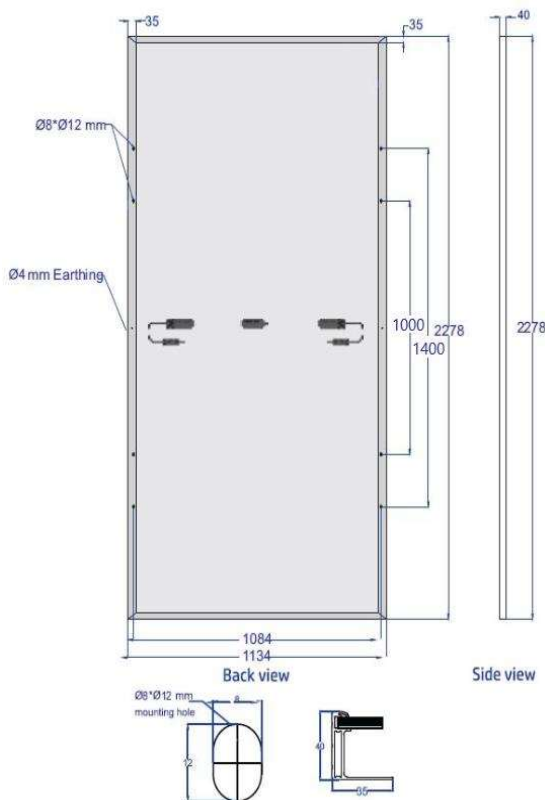
Module Type	JSD-24545	JSD-24550	JSD-24555	JSD-24560
Maximum Power (Pmp)	545	550	555	560
Open Circuit Voltage (Voc)	49.44	49.80	49.88	49.96
Short Circuit Current (Isc)	13.83	13.98	14.17	14.32
Maximum Power Voltage (Vmp)	41.96	42.10	42.14	42.18
Maximum Power Current (Imp)	12.99	13.12	13.25	13.37
Module Efficiency (ηm)	21.09	21.28	21.42	21.55
Power Tolerance	- 0, +5			
Maximum System Voltage	1500			
Maximum Series Fuse Rating	25A			

Irradiance 1000 W/m² module temperature 25°C AM=1.5



TEMPERATURE CHARACTERISTICS

Pmax Temperature Coefficient	- 0.35% / °C
Voc Temperature Coefficient	- 0.3% / °C
Isc Temperature Coefficient	0.06% / °C
Operating Temperature	- 40°C TO + 85°C
Nominal Operating Cell Temperature	45 ± 2°C



MECHANICAL SPECIFICATIONS

External Dimensions	2279 x 1134 x 40 mm
Weight	29 kg
Solar Cells	Mono PERC-crystalline 91mm x 182mm
Front Glass	3.2 mm, High Transmission, Low Iron, Tempered Glass
Frame	Anodized Aluminium Alloy
Junction Box	3 Split, IP68 Rated
Output Cable	4.0 mm ² (-)350 mm and (+) 160 mm in Length
Connector	MC4 Compatible
Mechanical Load	5400 Pa for Snow Load, 2400 Pa Wind Load

PACKING CONFIGURATION

Container	20' GP	40' GP
Pieces per Pallet	31	31
Pallets per Container	8	18
Pieces per Container	248	500